



日本政府観光局 (JNTO)
Japan National Tourism Organization

JNTO Website : <http://www.jnto.go.jp>

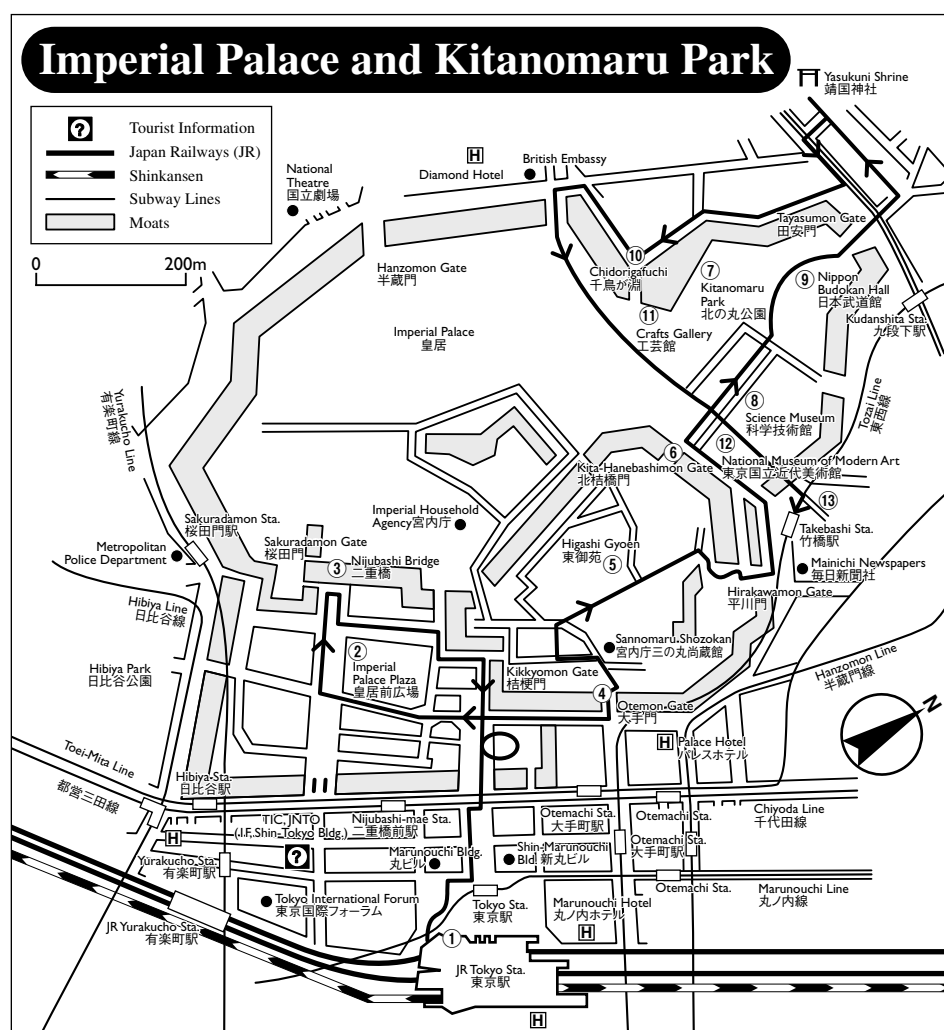


TOKYO WALKS

There are many ways to see Tokyo as it is a huge metropolis with a population of nearly 12 million where older traditions and newer fashions have been interacting harmoniously for four centuries. One of the most recommendable ways, however, is to venture forth into the streets on your own so that you may feel

first-hand the pulse of one of the world's most bustling cities. Given herein are several recommended walking tours of Tokyo. If you wish more detailed information on each of the places of interest, please feel free to contact JNTO's Tourist Information Center.

IMPERIAL PALACE AND Kitanomaru Park



Like many Tokyoites including marathon lovers, you can enjoy the Imperial Palace's abundant natural beauty, massive stone walls and quiet moats. You will be easily reminded of Japan's earlier feudal times.

① – ⑬ correspond to those on the map above.

- ① Tokyo Sta. (JR or Subway Marunouchi Line) ② Imperial Palace Plaza ③ Nijubashi Bridge ④ Otemon Gate
 ⑤ Higashi Gyoen ⑥ Kita-Hanebashimon Gate ⑦ Kitanomaru Park (⑧ Science Museum, ⑨ Nippon Budokan Hall)
 Tayasumon Gate Yasukuni Shrine ⑩ Chidorigafuchi
 ⑪ Crafts Gallery ⑫ National Museum of Modern Art ⑬ Takebashi Sta. (Subway Tozai Line)

④-⑥ **Higashi Gyoen** (東御苑), or the East Garden of the Imperial Palace, a 53-acre classical garden which was once the site of the great donjon of Edo Castle, features some 250,000 trees including representative prefectural trees, a small museum, several historical monuments and a small Japanese-style garden. Open: 9:00-16:30 (-16:00 Nov.-Feb.), (-17:00 Apr. 15-Aug.). Closed: Mon., Fri., Dec. 23, Dec. 28-Jan.3 and the days of imperial ceremony. Admission: Free. **Sannomaru Shozokan** (宮内庁三の丸尚蔵館) in the Garden display to the general public a portion of the roughly 7,000 pieces of art works that were donated by the Emperor in June 1989.

For more information: <http://www.kunaicho.go.jp/eindex.html>

⑦ **Kitanomaru Park** (北の丸公園) is an extensive turfed garden with a path running through it from Kitanebashi-mon Gate. On the east side of the path are Nippon Budokan Hall, Science Museum and National Museum of Modern Art, and on the west is a cluster of trees growing around a pond.

⑧ **Science Museum** (科学技術館), a five-story building, houses three-dimensional displays of exhibits covering all fields of modern science ranging from space science to agriculture. Open: 9:30-16:50 (enter by 16:00). Closed: Wed., (minor changes depending on the season) year-end & New Year's

holiday. Admission: ¥700.

⑨ **Nippon Budokan Hall** (日本武道館), built in the ancient Japanese architectural style for the Tokyo Olympics, has been used for various sports meets and other events.

⑩ **Chidorigafuchi** (千鳥ヶ淵) is known for the beauty of its cherry blossoms in spring, and for its enjoyable boating in the pond. Boat service: Mar. 1-Nov. 30, 9:30-16:00 (minor changes depending on the season). Closed: Mon. Rental row boat: ¥500 (¥800 during cherry blossom's season) for 30 min.

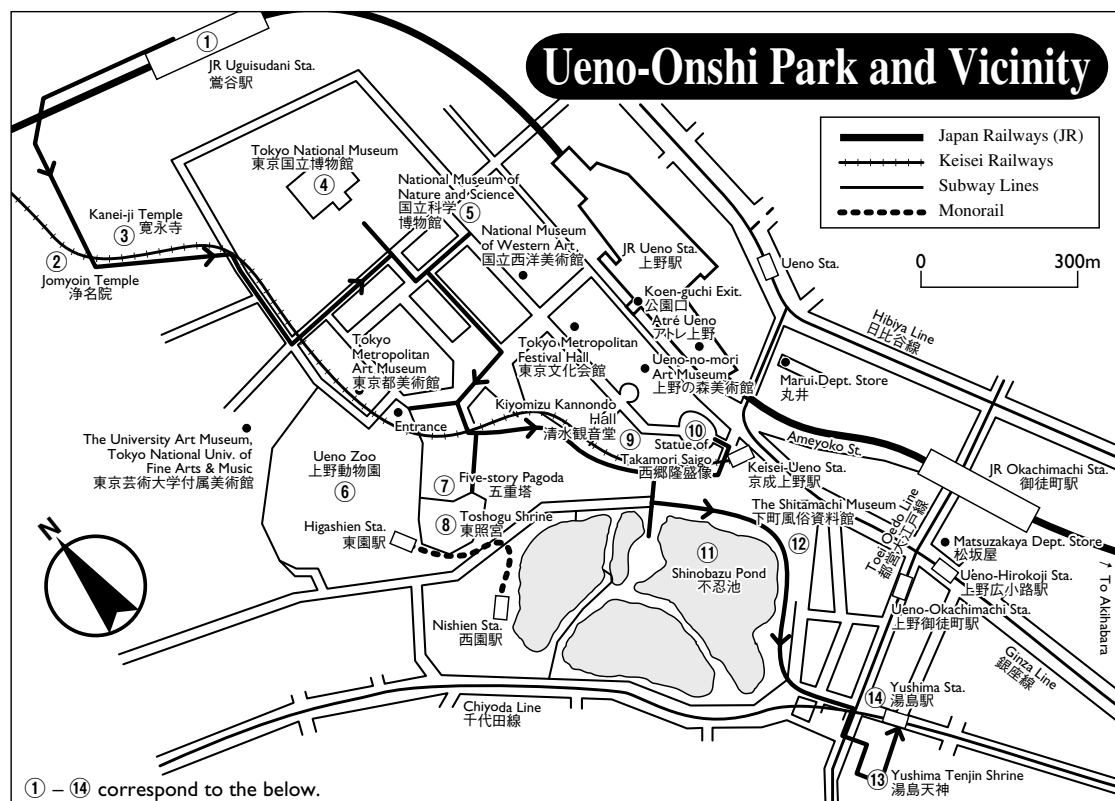
⑪ **Crafts Gallery, The National Museum of Modern Art, Tokyo** (東京国立近代美術館・工芸館), displays 20th century paintings, prints, sculptures and other art works. The red-brick building was originally the headquarters of the Imperial Guard and is today an Important Cultural Property.

Open: 10:00-17:00. Closed: Mon. and Dec. 28-Jan. 1 and the days for change of exhibitions. Admission: ¥200.

⑫ **Art Museum, The National Museum of Modern Art, Tokyo** (東京国立近代美術館), displays art works of the 20th century. Open: 10:00-17:00 (-20:00 on Fridays). Closed: Mon. and Dec. 28-Jan. 1 and the days for change of exhibitions. Admission: ¥420.

For more information: <http://www.momat.go.jp/english/>

UENO-ONSHI PARK and VICINITY



This is a stroll into history, culture and natural scenery.

① JR Uguisudani Sta. 10 min.	② Jomyoin Temple ③ Kanei-ji Temple 5 min.	④ Tokyo National Museum 3 min.
⑤ National Museum of Nature and Science 5 min.	⑥ Ueno Zoo 2 min.	⑦ Five-story Pagoda ⑧ Toshogu Shrine 4 min.
⑨ Kiyomizu Kannondo Hall 1 min.	⑩ Statue of Takamori Saigo 5 min.	⑪ Shinobazu Pond 2 min.
⑫ Shitamachi Museum 15 min.	⑬ Yushima Tenjin Shrine 5 min.	⑭ Yushima Sta. (Subway Chiyoda Line)

② **Jomyoin Temple** (浄名院) is an old temple noted for its 84,000 "Jizo" (Bodhisattva) stone images serenely standing in the quiet compound. Open: 7:00-17:00 daily (-16:30 in win-

ter.) Admission: Free.

③ **Kan-eiji Temple (main hall)** (寛永寺), used to be the most important Buddhist center in Edo (old Tokyo) during

the Tokugawa reign. Besides the main hall which still exists, there were 36 halls and towers and 36 subsidiary temples on the vast grounds which now form Ueno-Onshi Park. (⑨ Kiyomizu Kannondo Hall. Open: 9:00–17:00 daily. Admission: Free.) and (⑦ the Five-Story Pagoda) are also reminders of its former grandeur.

- ④ **Tokyo National Museum** (東京国立博物館) is the oldest museum in Japan with over 110,000 objects associated with Japanese and Far Eastern ancient and medieval art. Open: 9:30–17:00 (–18:00 on Sat., Sun. & national holidays in Apr.–Sep.; –20:00 on Fri. during special exhibition periods in Apr.–Dec.) Closed: Mon. and Dec. 26–Jan. 1. Admission: ¥600.

For more information: <http://www.tnm.go.jp/en>

- ⑤ **National Museum of Nature and Science** (国立科学博物館) is devoted to both universal and Japanese scientific achievements and phenomena. Open: 9:00–17:00 (–20:00 on Fri). Closed: Mon. and Dec. 28–Jan. 1. Admission: ¥600.

For more information: <http://www.kahaku.go.jp/english/>

- ⑥ **Ueno Zoo** (上野動物園) has the greatest collection of some 2,600 animals of 464 species from all over the world. It consists of two parts, Higashi-en and Nishi-en, which are connected by a 300 m monorail line. Open: 9:30–17:00 (enter by 16:00). Closed: Mon. and Dec. 29–Jan. 1. Admission: ¥600.

- ⑧ **Toshogu Shrine** (東照宮), built in the 17th century, dedicated to Tokugawa Ieyasu, the founder of the Tokugawa

Shogunate. Its architectural style presents a delightful harmony of brilliant colors with symmetrical lines and angles. The stone-flagged approach to the front gate of the shrine is lined on either side with hundreds of tall bronze lanterns, which were the gifts of feudal lords. Open: daily 9:00–sunset. Admission: ¥200.

- ⑩ **Bronze Statue of Takamori Saigo** (西郷隆盛像), 3.63 m high, is the most beloved of Tokyoites. General Saigo (1827–1877), then a staff officer of the Imperialist forces, saved Edo from threatened devastation in the battle of 1868 which led to the fall of the Tokugawa regime.

- ⑪ **Shinobazu Pond** (不忍池), just below the hill on the zoo property, is a sanctuary for ducks and other waterfowl and is noted for its lotus flowers in August.

- ⑫ **The Shitamachi Museum** (下町風俗資料館), here you can see what the people's lives were like in "Shitamachi," a commoners' town, in the early 20th century. Open: 9:30–16:30. Closed: Mon., year-end and New Year's holiday. Admission: ¥300.

- ⑬ **Yushima Tenjin Shrine** (湯島天神), have been founded in the 14th century, is noted for the many plum trees dotting its grounds. Enshrined here is Michizane Sugawara, a great scholar of the 9th century. During the spring examination season, the shrine is thronged by students praying for their success in the entrance examinations. Open: 6:00–20:00 daily. Admission: Free.

THE ASAKUSA AREA

This walking course enables you to catch a glimpse of the unique life-style of the common folk of Tokyo's "downtown" area where the "old Edo" still exists and things are steeped in tradition. Asakusa is a district lying on the banks of the Sumida River

to the east of Ueno, with Asakusa Kannon Temple as its focal point. It formed one of the largest downtown amusement centers in the city with a large number of movie houses, theaters and other pleasure facilities, in addition to numerous restaurants.

- | | |
|---|--|
| ① Asakusa Sta. (Subway Ginza or Toei Asakusa Line) 5 min. | ② Kaminarimon Gate and the Nakamise-dori Arcade 3 min. |
| ③ Demboin Temple 2 min. | ④ Sensoji Temple (Asakusa Kannon Temple) 1 min. |
| ⑤ Asakusa Shrine 10 min. | ⑥ Hanayashiki 10 min. |
| ⑦ Sengen Shrine 10 min. | ⑧ TOKYO SKYTREE ⑨ TOKYO SKYTREE Sta. |

① – ⑨ correspond to those on the map on page 4/10.

- ④ **Sensoji Temple** (浅草寺), or more popularly known as Asakusa Kannon Temple, is named after the Kannon or Goddess of Mercy to whom the tall main hall is dedicated. This temple is said to have been founded in the 7th century by three fishermen, who discovered in their nets one day a tiny image of Kannon only 5 cm in height. The imposing main hall, **Sensoji Hondo** (浅草寺本堂), (Open daily 6:00–17:00 (Apr.–Sep.), 6:30–17:00 (Oct.–Mar.), Admission: Free), is approached by the 9-m-wide, 140-m-long **Nakamise-dori Arcade** (仲見世通り), a paved promenade, extending from ② **Kaminarimon Gate** (雷門) with its huge red lantern and the wooden images of the Thunder and Wind Gods to **Hozomon Gate** (宝蔵門) or Treasure-house Gate. The promenade forms a colorful avenue of small shops and stalls selling everything from kimono and Japanese wigs to traditional candy. With their brightly colored decorations and uniform structure, these shops present a very picturesque sight, especially at night. To the right of the Kannondo stands Nitenmon

Gate, an entrance to ⑤ **Asakusa Shrine** (浅草神社), or more popularly Sanja-sama (lit. three shrines), built by order of the third Tokugawa Shogun in memory of the three fishermen. Sanja Matsuri Festival of the shrine, annually held in May, is very popular.

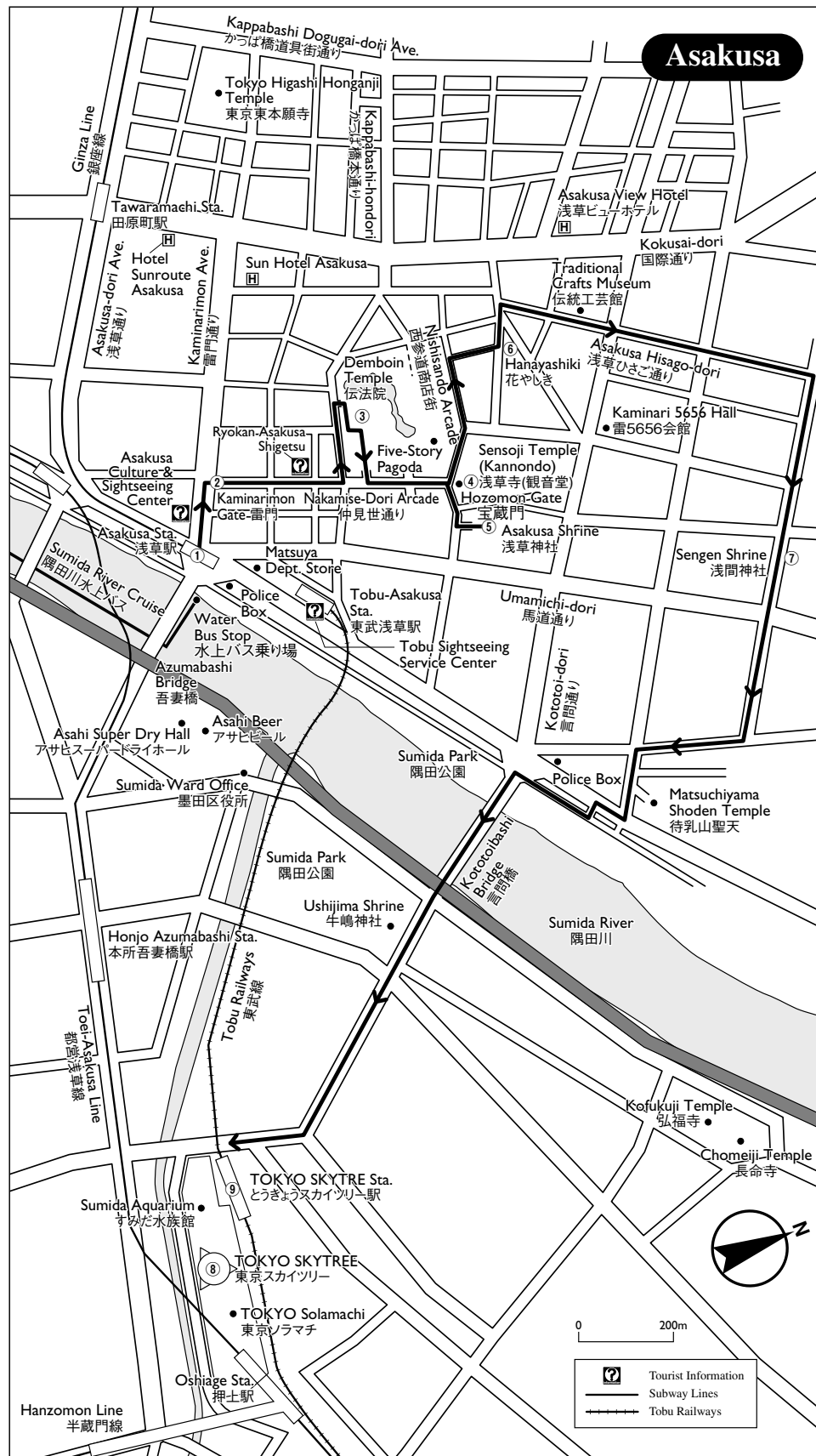
- ③ **Demboin Temple** (伝法院), situated to the west of Nakamise-dori Arcade, contains Sensoji Temple's chief abbot's living quarters. You need a permission to enter.

- ⑥ **Hanayashiki** (花やしき) is a small amusement park for young people. Open 10:00–17:00, 18:00, 19:00 or 21:00. Admission: ¥900 for adults.

- ⑦ **Sengen Shrine** (浅間神社) is noted for the Potted Plant Fair held in late May & late Jun.

- ⑧ **TOKYO SKYTREE** (東京スカイツリー) is the world's tallest free-standing broadcasting tower, a new famous Tokyo spot. Open: 8:00–22:00.

For more information: <http://www.tokyo-skytree.jp/en/>



Tourist Information in Asakusa Culture & Sightseeing Center: Open daily 10:00–17:00.

Other Places of Interest:

Sumida River Cruise (Between Asakusa and Hinode Pier or Hama Rikyu Garden near JR Hamamatsucho Sta.)

Time required: 40 min. One-way fare: ¥760 to Hinode Pier, ¥720 to the Garden. Departs almost every 40 min.

Contact: TOKYO Cruise Ship Co., LTD.

0120-977311 (9:30–17:30)

For more information: <http://www.suijobus.co.jp/>

Kappabashi Dogugai-dori Ave.: Street with lots of wholesale shops such as kitchenware, food samples made of wax and the like.

Sanno Festival of Hie Shrine: Mid-Jun. In even-numbered years. This festival features a procession of Mikoshi (portable shrines) through the busy streets around the Akasaka District.

Access: 7-min. walk from JR Sendagaya Sta. or 6-min. walk from Kokuritsu-Kyogijo Sta. on Subway Oedo Line.

A detailed map of the Shiba & Roppongi area in Tokyo. The map shows the Roppongi-dori street running diagonally from the top left to the bottom right. To the west of Roppongi-dori is the area around Nogi Station (乃木坂駅), including the National Art Center, Tokyo (国立新美術館). To the east of Roppongi-dori is the area around Roppongi Station (六本木駅), including the Suntry Museum of Art (サントリー美術館), Roppongi Prince Hotel (六本木 プリンズホテル), and Roppongi 1-chome Sta. (六本木一丁目駅). Further east are the areas around Kamiyacho Station (神谷町駅) and Onarimon Station (御成門駅), including the Atago Shrine (愛宕神社), Atagoyama Tokyu Inn (愛宕山東急イン), and Tokyo Prince Hotel (東京プリンスホテル). The map also shows the U.S.A. Embassy (アメリカ大使館), Okura Shukokan Museum (大倉集古館), Hotel Okura (ホテルオークラ), and the Reinzaka Church (霊南坂教会). The map includes a compass rose in the bottom left corner and a scale bar indicating 0 to 400m. The title 'Shiba & Roppongi Area' is written in a large, bold font at the bottom center.

Here you will see the modern, lively side of Tokyo as well as its traditional, quiet side.

- ① Onarimon Sta. (Subway Toei Mita Line) 5 min. ② Zojoji Temple 5 min. ③ Tokyo Tower 7 min. ④ Kamiyacho Sta. (Subway Hibiya Line)
- ① Roppongi Sta. (Subway Hibiya Line, Toei Oedo Line) 0-4 min. ② Roppongi Hills 8 min. ③ National Art Center, Tokyo 5 min.
- ④ Tokyo Mid Town 3 min. ⑤ Roppongi Sta. or Nogizaka Sta. (Subway Chiyoda Line)

Shiba area :

② **Zojoji Temple** (増上寺) was formerly the family temple of the Tokugawas. The red-lacquered two-story Main Gate built in 1605, is included among the nation's "Important Cultural Properties." Open: Daily 6:00-17:00. Admission: Free.
For more information: <http://www.zojoji.or.jp/en/index.html>

③ **Tokyo Tower** (東京タワー), a 333-m-high independent steel tower, is both a telecasting and an entertainment center, housing various exhibition halls, shops and restaurants. A grand view of the entire city of Tokyo and Tokyo Bay can be obtained from the observation platforms. Open: Daily 9:00-22:00. Admission: ¥820 to the 150-m-high Main Observatory; an additional ¥600 to the 250-m-high Special Observatory. On the 1st floor is an aquarium (¥1,000), and on the 3rd floor is a wax museum (¥500).
For more information: <http://www.tokyotower.co.jp/english/>

Other places of interest :

- **Atago Shrine** (愛宕神社), originally founded in 1603 and rebuilt in 1958, will surprise you due to its steep stair climb up Atago Hill which will leave you breathless. Open: Hours changes by seasons. Admission: Free.
- **Okura Shukokan Museum** (大倉集古館), located next to the Hotel Okura, has a collection of fine arts and crafts of early Japan and other Asian countries. Open: 10:00-16:30 (enter by 16:00), Closed: Mon., year-end & New Year's holiday. Admission: ¥800 (for the regular exhibition)

Roppongi area :

① **Roppongi** (六本木), centered in the Roppongi intersection, is a town catering especially to the young and adventurous. Snack shops and bars are open into the wee hours, drawing many night owls.

② **Roppongi Hills** (六本木ヒルズ), Roppongi Hills provides a big scale of entertainments of art, food, fashion, cinemas, etc. Since it has a welcoming atmosphere for any nationality, many people get together from various countries. Enjoy splendid 360-degree views from Tokyo City View, an observation deck located on the 52nd floor of the Mori Tower. Not high enough? Visit the Sky Deck, on the roof of the tower. The spectacular open-air panorama will take your breath away.

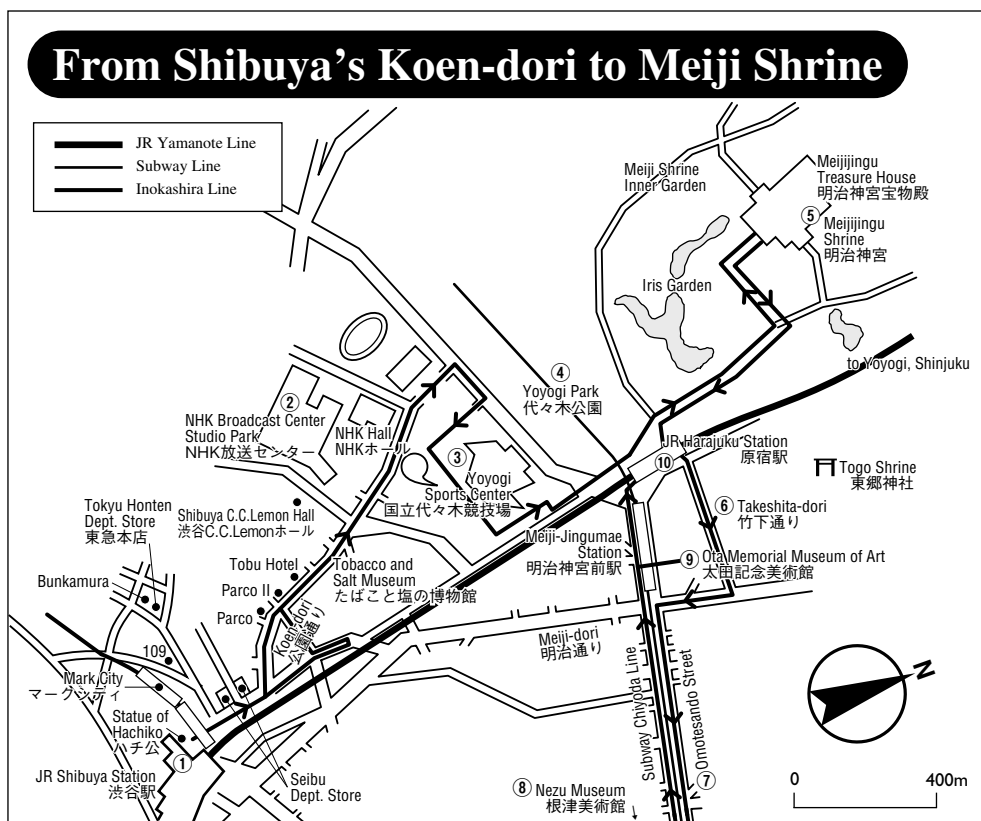
For more information: <http://www.roppongihills.com/en/>

③ **The National Art Center, Tokyo** (国立新美術館), has the largest total exhibition space in Japan. Contains a unique museum shop where you can find souvenirs from Tokyo. Open: 10:00-18:00 (-20:00 on Fri.). Closed: On Tuesdays, the last few days of December, and the first few days of January. Admission: Determined for each exhibition.

For more information: <http://www.nact.jp/english/index.html>

④ **Tokyo Midtown** (東京ミッドタウン), is a composite urban district with stores, restaurants, offices, hotels and museum, also comprises rich greenery in its park and garden. For more information: <http://www.tokyo-midtown.com/en/index.html>

FROM SHIBUYA'S KOEN-DORI TO MEIJI SHRINE AREA



① - ⑩ correspond to those below and on top of page 7/10.

From Shibuya's Koen-dori to Meiji Shrine

Shibuya and Harajuku combine to form one of Tokyo's most fashionable districts, teeming with boutiques and restaurants, and favored by younger Tokyoites.

① JR Shibuya Sta.	12 min.	② NHK Broadcast Center	③ Yoyogi Sports Center	15 min.	④ Yoyogi Park	30 min.	
⑤ Meiji Shrine	35 min.	⑥ Takeshita-dori	5 min.	⑦ Omotesando	10 min.	⑧ Nezu Museum	10 min.
⑨ Ota Memorial Museum of Art	5 min.	⑩ JR Harajuku Sta.					

② **NHK Broadcast Center** (NHK放送センター), a 23-story building, is complete with modern programming production facilities, including a computer center, a news center and a satellite transmission control center. **Studio Park** on the 3rd and 4th floors is open to the public, 10:00–18:00 (enter by 17:30), Closed: 3rd Mon. of each month and Dec. 31. Admission: ¥200.

③ **Yoyogi Sports Center** (国立代々木競技場), adjacent to the park, was one of the three major staging arenas for the Olympic Games. Here are two huge ultra-modern structures, the National Indoor Stadium that can accommodate 15,000 spectators for swimming and diving events, and its Annex housing a basketball court with a seating capacity of 4,000.

④ **Yoyogi Park** (代々木公園), the former site of Tokyo Olympic Village, is a quiet thickly-wooded park with a wild bird sanctuary, a children's playground and a cycling course.

⑤ **Meijingu Shrine** (明治神宮), standing in an extensive thickly-wooded parkland, is dedicated to Emperor Meiji and his consort. The sanctuary is a particularly fine example of Shinto architecture. Open daily from dawn to sunset. Admission: Free. The Treasure exhibition behind the shrine contains objects associated with the Emperor. Open: 9:00–16:00. Please enter 30 min before the closing time. Admission: ¥500. For more information: <http://www.meijingu.or.jp/english/index.html>

⑥ **Takeshita-dori** (竹下通り), energetic street lined with many boutiques, coffee shops and restaurants. "New teenage fashions" originate here and always attract a great many young boys and girls, who can be seen walking along this street eating ice cream or crepes in the typical "Harajuku" style.

⑦ **Omotesando** (表参道) is a major avenue that runs for almost 1 km between JR Harajuku Sta. and Omotesando Sta. on the subway. This broad, tree-lined thoroughfare is lined with stores displaying the newest fashion trends, including many luxury brands. Other popular destinations include Kiddy Land, the Oriental Bazaar and the Omotesando Hills complex, which includes a shopping mall and residences. A great way to enjoy the avenue is to stroll its maze of narrow back streets, home to one-of-a-kind shops, beauty salons and upscale cafes that lure throngs of fashion-conscious people.

⑧ **Nezu Museum** (根津美術館), designed by Kengo KUMA, has an excellent collection of Japanese & Oriental arts. 10 min. walk from Omotesando subway station. Open: 10:00–17:00 (Latest entry 16:30). Closed: Mon., year-end and New Year's holiday. Admission: ¥1,000. ¥1,200 for special exhibition.

⑨ **Ota Memorial Museum of Art** (太田記念美術館) exhibits the collection by Mr. Seizo Ota of woodblock prints. Open: 10:30–17:30 (enter by 17:00). Closed: Mon., Dec.21–Jan.2. Admission: ¥700 or more. For more information: <http://www.ukiyoe-ota-muse.jp/index-E.html>

To save time and money, use one of the following five passes.

JR One-Day Train Pass in Tokyo "Tokyo Metropolitan District Pass" (Tokunai Free Pass 都区内パス)

This pass is valid for unlimited travel for one day on all JR rail lines running within the city's 23 wards. Price: ¥730 for adults, ¥360 for children (6–11 years old).

Common One-day Ticket Metro and Toei Subway (東京メロ・都営地下鉄共通一日乗車券)

This pass is valid for unlimited travel for one day on all Tokyo Metro and Toei subway lines. Price: ¥1,000 for adults, ¥500 for children (6–11 years old).

Tokyo Metro Subways One-Day Open Ticket (Ichinichi Josha Ken 東京メロ一日乗車券)

The pass is valid for unlimited travel for one day on all Tokyo Metro subway lines. Price: ¥710 for adults, ¥360 for children (6–11 years old).

JR Train, Subway & Bus One-Day Pass (Tokyo Free Kippu 東京フリーきっぷ)

Valid for unlimited travel for one day on all of Tokyo's JR trains (within 23 wards), all subways, streetcars and city buses. Price: ¥1,580 for adults, ¥790 for children (6–11 years old).

One-day Economy Pass (Toei-Marugoto-Kippu 都営まるごときっぷ)

This pass is valid for one day of unlimited travel on Streetcars, Toei Buses, Toei Subway Lines, and the Nippori-Toneri Liner. Price: ¥700 for adults, ¥350 for children

PASMO (IC card / smart card with public transit and e-money functions パスモ)

This IC card can be used to ride almost any mode of public transportation in the Tokyo metropolitan area, including JR railways, subways and buses. It also stores electronic money and can be used for payment at stores accepting PASMO. You can buy and recharge the value of cards at many transit facilities, including subway and railway stations.

For more information: <http://www.pasmo.co.jp/en/index.html>

JR SUICA (IC card / smart card with public transit and e-money functions スイカ)

This IC card can be used to ride almost any mode of public transportation in the Tokyo metropolitan area, including JR railways, subways and buses. It also stores electronic money and can be used for payment at stores accepting SUICA. You can buy and recharge the value of cards at many transit facilities, including subway and railway stations.

For more information: <http://www.jreast.co.jp/suica/index.html>

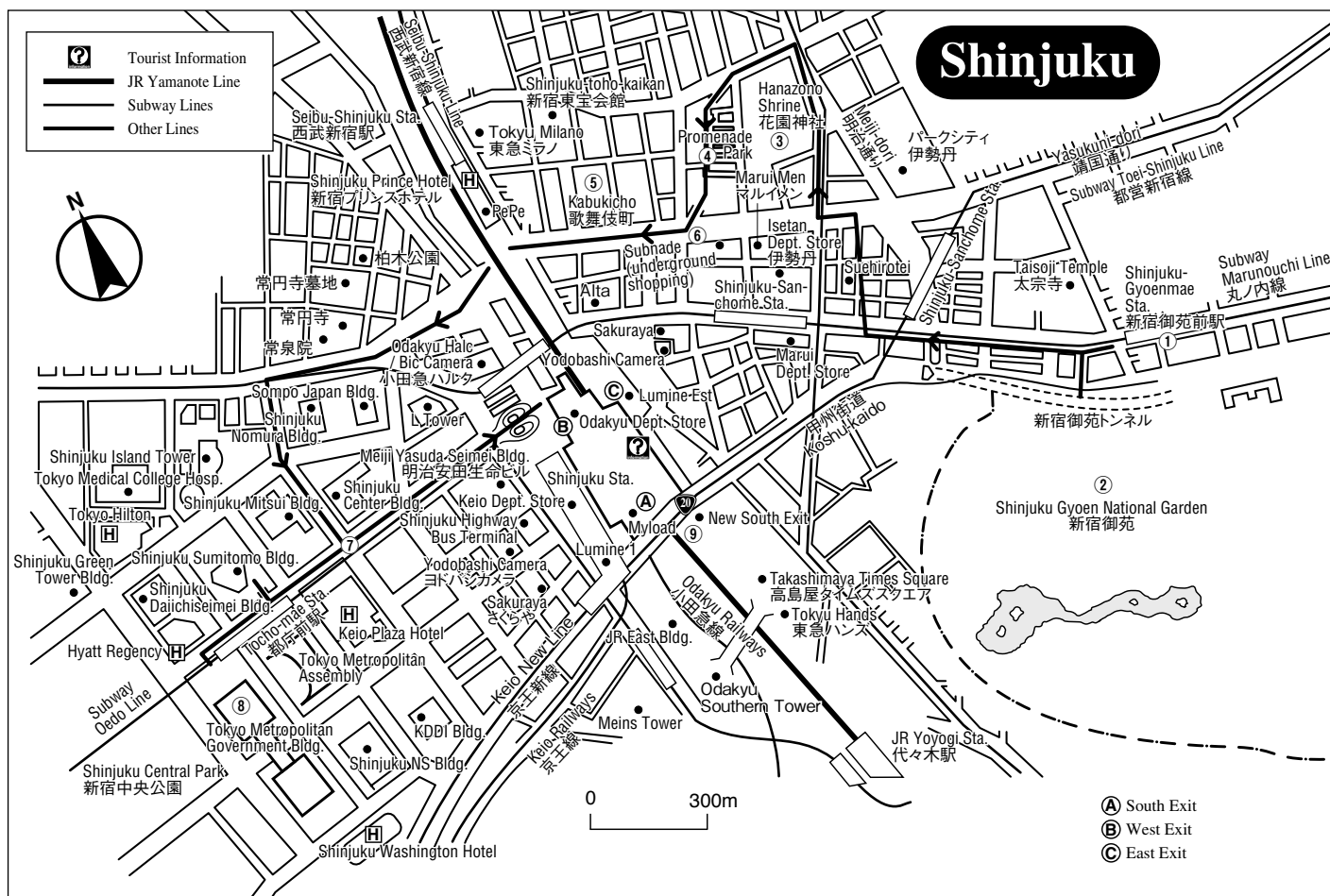
THE SHINJUKU AREA

Shinjuku is a fast developing shopping and amusement quarter, and is one of Tokyo's largest commuter terminals. There are three Shinjuku's; South, East and West. Bustling South & East Shinjuku is a heaven for shopping, people-watching, movie-going,

eating and drinking. West Shinjuku, on the other hand, is exceptional for strolling along wide boulevards and Tokyo-viewing from the tops of the soaring skyscrapers.

① – ⑨ correspond to those on the map on page 8/10.

- ① Shinjuku-Gyoenmae Sta. (Subway Marunouchi Line) 1 min. ② Shinjuku Gyoen National Garden 15 min. ③ Hanazono Shrine 10 min. ④ Shinjuku Promenade Park 20 min. ⑤ Kabukicho 20 min. ⑥ Subnade 20 min. ⑦, ⑧ Shinjuku's Skyscraper 40 min. ⑨ Shinjuku South Entrance



② **Shinjuku Gyoen National Garden** (新宿御苑), formerly the property of the Imperial Family, is now one of Tokyo's largest and most popular parks for strolling or admiring the flowering shrubs and foliage. Highlights of the year are the cherry blossoms in Apr. and the maple leaves in Autumn.

Open: 9:00–16:30 (enter by 16:00). Closed: Mon. and Dec. 29–Jan. 3 Admission: ¥200.

<http://www.env.go.jp/garden/shinjukugyoen/english/index.html>

③ **Hanazono Shrine** (花園神社), revered by Tokugawa, is noted for its grand “Tori-no-Ichi” Fair held on the “Cock Day” (lunar calendar) of Nov. at which lucky bamboo rakes decorated with trinkets are sold. Admission: Free.

④ **Shinjuku Promenade Park** (新宿遊歩道公園四季の路), a roadside promenade park, is a marble-flagged pavement lined on both sides with numerous trees and forms an “oasis” in the midst of this bustling area.

⑤ **Kabukicho** (歌舞伎町), is an amusement district for the young and adventurous, packed with many eateries, bars,

game centers and movie houses.

⑥ **Subnade** (サブナード), extending for four blocks, is an underground fashionable street abounding with shops of all kinds.

⑦ **Shinjuku's Skyscraper** (高層ビル街) is a cluster of ultra-modern high-rise buildings from 25 to 55 stories in height. Some are modern hotels and others are office buildings the upper floors of which contain a number of restaurants featuring superb views. One of these is the ⑧ **Tokyo Metropolitan Government Bldg.** (東京都庁): Its observatory on the 45th floor (202 m.) is open to the public. [North observatory] Open: 9:30–23:00 (enter by 22:30), Closed: 2nd and 4th Mondays, Dec. 29–31 and Jan. 2–3. [South observatory] Open: 9:30–17:30 (enter by 17:00), Closed: 1st and 3rd Tuesdays, Dec. 29–31 and Jan. 2–3. Admission: Free. Tel: 03-5320-7890

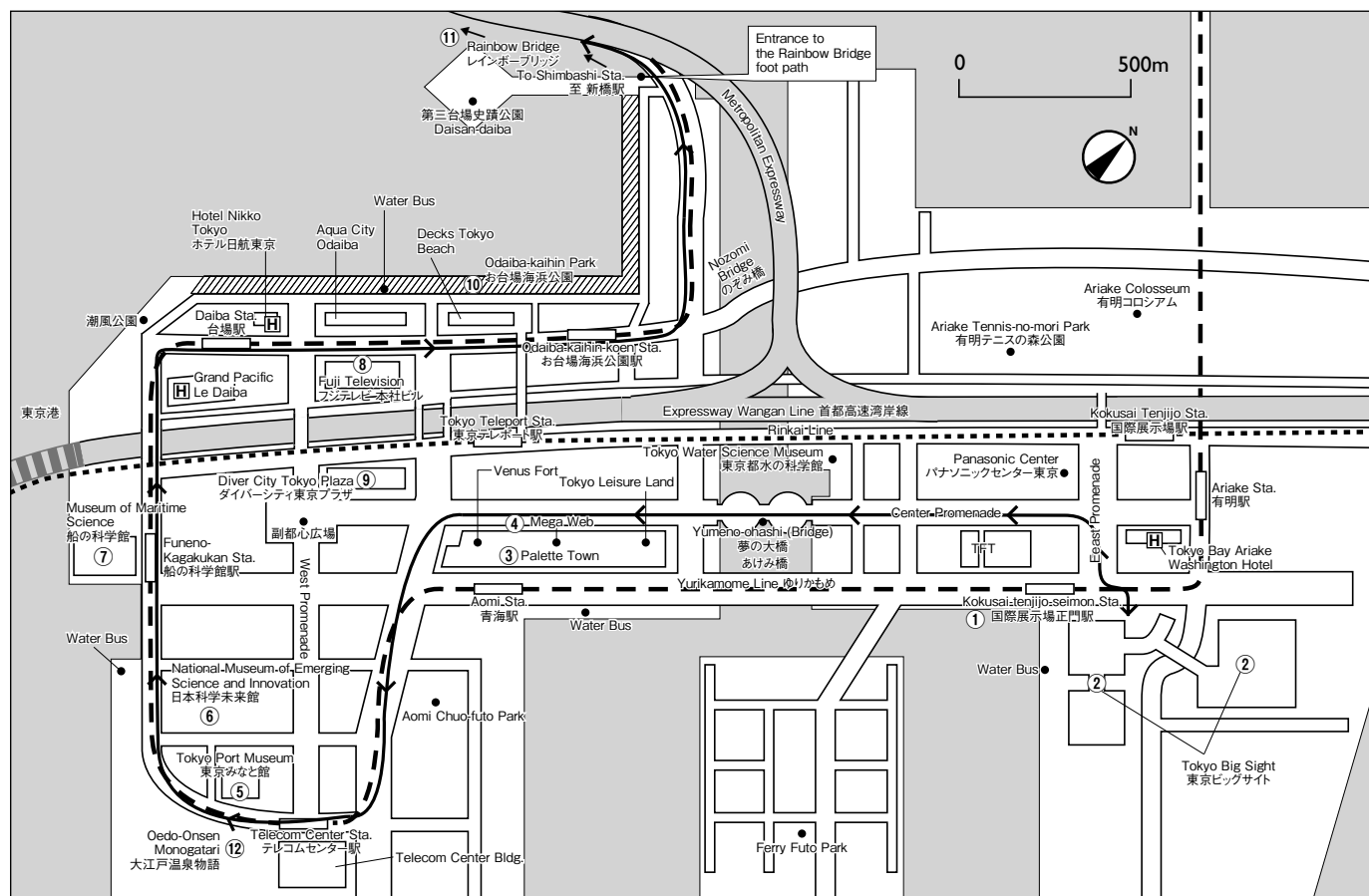
For more information: <http://www.metro.tokyo.jp/ENGLISH/TMG/observat.htm>

- ⑨ **The Shinjuku Sta. South Exit Area** (新宿駅南口エリア): Takashimaya Times Square is right in front of the New South Exit of Shinjuku Station. The Shinjuku Southern Terrace is located on the opposite side of Takashimaya Times Square.

The promenade is lined with fashionable shops and restaurants. During the winter holiday season, both sides are decorated with beautiful Christmas lights.

RINKAI-FUKUTOSHIN

- ① Kokusai-tenjijo-seimon Sta. 3 min. ② Tokyo Big Sight 15 min. ③ Palette Town & ④ Mega Web 10 min.
 ⑤ Tokyo Port Museum 5 min. ⑥ National Museum of Emerging Science and Innovation 5 min. ⑦ Museum of Maritime Science 15 min.
 ⑧ Fuji Television 3 min. ⑨ Diver City Tokyo Plaza 5 min. ⑩ Odaiba-kaihin Park 20 min. ⑪ Rainbow Bridge



- ② **Tokyo Big Sight** (東京ビッグサイト) is an exhibition hall with unique impressive design. A variety of events take place, from business exhibitions to rock concerts. There are also restaurants and an observatory. The opening hours may change depending on the event.
- ③ **Palette Town** (パレットタウン) is a complex of leisure facilities. Venus Fort offers 160 of shops and restaurants in the classical Italian atmosphere. Mega Web is a showcase ranging from vintage cars to racing cars presented by TOYOTA.
- ④ **Mega Web** (メガウェブ) is an automotive theme park located in the Palette Town complex. It was created by prominent Japanese automaker Toyota. Attractions include the Toyota City Showcase, where many models of Toyota vehicles can be seen. You can select a car and test-drive it in 1.3 km driving course. Reservation is required in advance. Tel: (0800)0800-489 (11:00–18:00 Japanese only). Charges: ¥300 or more (depending on attractions). Open: 11:00–20:00 or 21:00. For more information: <http://www.megaweb.gr.jp/English/>
- ⑤ **Tokyo Port Museum** (東京みなと館), located on the 20th

floor of Aomi Frontier Bldg. exhibits panels, scale models, reflections showing the connection between Tokyo Port and Rinkai-fukutoshin. Open: 9:30–17:00. Closed: Mon. Dec. 28–Jan. 4. Admission: ¥200.

- ⑥ **National Museum of Emerging Science and Innovation** (日本科学未来館), nicknamed “MeSci” opened in July 2001. Here, visitors can experience the latest developments in science and technology by hands-on exhibits, participating in various events, and meeting scientists and technicians. Open: 10:00–17:00 (enter by 16:30). Closed: Tue. (except school holiday seasons), Dec. 28–Jan. 1. Admission: ¥600 (19 years old and over), ¥200 (up to 18 years old). For more information: <http://www.miraikan.jst.go.jp/en/>
- ⑦ **Museum of Maritime Science** (船の科学館) has stopped exhibition in part for renewal preparation. Open: 10:00–17:00. Closed: Mon., Dec. 28–Jan. 3. Admission: Free. For more information: <http://funenokagakukan.or.jp/index.html>
- ⑧ **Fuji Television** (フジテレビ), dominating the Odaiba skyline, features its unique architecture designed by Kenzo Tange.

Visitors can enjoy panoramic views of Tokyo from the observatory and get a behind the scenes look at the making of TV programs on the fifth floor promenade. Open: 10:00–18:00. Closed: Mon. Admission for the observation deck: ¥500 (tickets on sale until 17:00)

For more information: <http://www.fujitv.co.jp/index.html>

- ⑨ **Diver City Tokyo Plaza** (ダイバーシティ東京プラザ) offers shopping, entertainment and the largest food court in the area. The Plaza is distinguished by the life-sized 18 meter-high Gundam statue guarding the entrance. It forms part of the first permanent Gundam entertainment facility in the world. Open: 10:00–21:00 (Food Court –22:00, Restaurants 11:00–23:00)
- ⑩ **Odaiba-kaihin Park** (お台場海浜公園) is especially popular in Odaiba area. It is very pleasant to take a walk with fine views of Rainbow Bridge. The beach provides a nice bathing place in Summer but swimming is prohibited.

⑪ **Rainbow Bridge** (レインボーブリッジ) is regarded as the entrance to Tokyo Bay Area. It can be crossed using the Yurikamome Line, by cars or on foot. The best view point is from Odaiba-kaihin Park.

⑫ **Oedo-Onsen Monogatari** (大江戸温泉物語), opened in 2003 as first and only hot spring theme park, has inside and open-air baths and a foot bath in a Japanese garden. Open: 11:00–9:00 of next morning. Entrance Fees: Adults (12 years old and over) ¥1,980, Children (4–11 years old) ¥900. (After 18:00: Adults ¥1,480, Children ¥900. If you stay after 2:00 a.m., additional ¥1,700 is charged.)

Note: Museums, gardens and many other facilities are closed during the New Year's holiday and generally, if their weekly closing day is a national holiday, they are closed the following day instead. Admission is usually 30min. before closing.



TOURIST INFORMATION

Tokyo Tourist Information Centers (Tokyo Metropolitan Government):

Tokyo Metropolitan Government Building Head Office
(Main Bldg. No.1, 1F) Tel. (03)5321-3077
9:30–18:30; Closed on year-end & New Year's holiday

Haneda Airport Branch (Haneda Airport Big Bird Bldg. 1F)
9:00–22:00; Open daily Tel. (03)5757-9345

Keisei Ueno Station Branch (outside Keisei Ueno Station ticket gate)
9:30–18:30; Open daily Tel. (03)3836-3471

Asakusa Cultural and Sightseeing Center
2-19-10, Kaminarimon, Taito-ku, Tokyo. Tel: (03)3842-5566
9:30–20:00 (English spoken: 10:00–17:00); Open daily

Odakyu Sightseeing Service Center
1-1-3, Nishi-Shinjuku, Shinjuku-ku, Tokyo. Tel: (03)5321-7887
8:00–18:00; Open daily

Ryokan Asakusa Shigetsu
1-31-11, Asakusa, Taito-ku, Tokyo. Tel: (03)3843-2345
7:00–23:00; Open daily

TOBU Sightseeing Service Center Tel: (03)3841-2871
Asakusa Sta., 1-4-16, Hanakawado, Taito-ku, Tokyo.
8:00–14:30; Closed on Dec.30–Jan.3



Goodwill Guide Groups offer tourists from overseas local tours guided in English or other languages. The guides are registered with JNTO and display the badge shown. As they are volunteers, there is no charge for their service. You are only expected to pay for their transportation, admission to tourist facilities if you visit any and their meals if you eat with them.

JNTO Website

www.jnto.go.jp/eng/arrange/essential/guideservice.html

Tourist Information Center (TIC)

TIC of Japan National Tourism Organization is your helping hand while in Japan. Its main services are providing travel information and free literature on Japan such as tourist spots, transportation, and accommodation, etc, and suggesting tour itineraries.

1st Fl., Shin Tokyo Bldg., 3-3-1, Marunouchi, Chiyoda-ku, Tokyo 100-0005
Tel. 03-3201-3331
Open from 9 a.m. to 5 p.m. (Closed: Jan. 1st)

Welcome Card enables all overseas visitors to specific area to receive benefit of discounted fees at tourist facilities, accommodations, restaurants, souvenir shops, and more.

Tokyo Handy Guide / Tokyo Handy Map

(Valid users) All non-Japanese

(Area of use) Tokyo

(Type) Coupons

(Availability) JNTO TIC; Tokyo Tourist Information Centers (in Tokyo Metropolitan Government, Haneda Airport and Keisei Ueno Station); Tokyo Tourist Information Offices (145 offices in Tokyo); JNTO Overseas Offices and others.

(Use) You can receive a discount on the entrance fee at 37 affiliated facilities in Tokyo by using one of the enclosed coupons.

All information, including transportation schedules, fares, prices and accommodation charges, which is contained in this leaflet is based on data as of September 2012, and is subject to change without notice. While every effort is made to ensure the accuracy of all information, regrettably errors do occasionally occur. Therefore, you should check with organizations concerned for updated and accurate information on your chosen destination. JNTO shall not be liable for any loss or damage of whatever nature that may arise as a result, directly or indirectly, from the use of any of the information or material contained in this leaflet.